

METAL SEPARATOR

QUICKTRON 05 A

DETECTION OF ALL TYPES OF METALS

- FERROUS
- STAINLESS STEEL
- ALUMINUM
- COPPER
- BRASS
-

RELIABLE DETECTION OF FREE OR ENCAPSULATED CONTAMINANTS.

Version 06/23



HIGH SENSITIVITY METAL SEPARATOR FOR THE INSPECTION OF FREE FLOWING - GRAVITY FED BULK MATERIALS SUCH AS GRAIN, FEED, GRANULATES, POWDERS, ...

INDUSTRIES

- PLASTIC INDUSTRY
- TIMBER INDUSTRY
- RECYCLING INDUSTRY
- FOOD AND BEVERAGES INDUSTRY

APPLICATION

- PRODUCT INSPECTION
- MACHINERY PROTECTION E. G.: MILLS, MIXER/KNEADER, EXTRUDER AND MORE

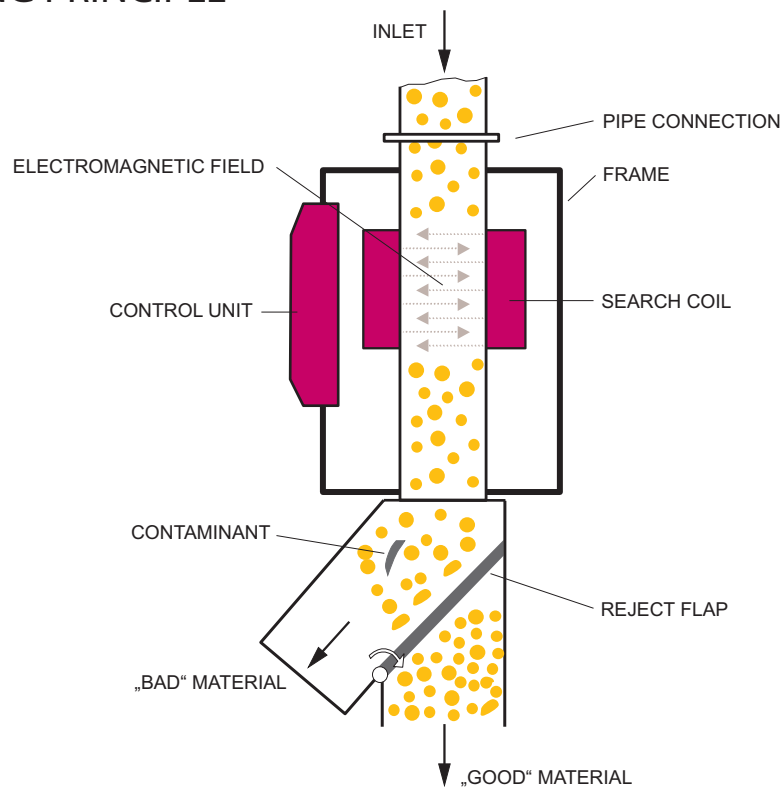
www.mesutronic.de

MESUTRONIC

Metal Detection made in Germany

- THE MESUTRONIC QUICKTRON IS EASILY INTEGRATED INTO EXISTING INSTALLATIONS THANKS TO LOW OVERALL HEIGHT AND COMPACT DIMENSIONS.
- THE OPEN FRAME CONSTRUCTION ALLOWS UNRESTRICTED ACCESSIBILITY TO ALL COMPONENTS FOR EASY CLEANING.
- A VARIETY OF MODELS TO SUIT ALL APPLICATIONS AND THROUGHPUTS. ROUND APERTURES FROM 50 TO 400 MM, AS WELL AS SQUARE OR RECTANGULAR OPENINGS ARE AVAILABLE.
- THE ELECTRONICS ARE MOUNTED TO THE FRAME, REMOTE MOUNTING OF THE ELECTRONICS IS AVAILABLE, IF DESIRED.
- THE DATA SHEET CONTAINS ADDITIONAL INFORMATION AS TO THE AMD 05 (VERSION 5.2) ELECTRONICS.


WORKING PRINCIPLE



THE QUICKTRON SERIES ELECTRONIC METAL SEPARATORS AUTOMATICALLY DETECT AND REJECT METALLIC CONTAMINANTS FROM FREE FALLING BULK MATERIALS. CLEAN PRODUCT PASSES FREELY THROUGH THE REJECT ASSEMBLY. A CONTAMINANT IN THE PRODUCT STREAM ALTERS THE HIGH FREQUENCY FIELD GENERATED BY THE SEARCH COIL. THE ELECTRONICS EVALUATE THIS SIGNAL AND GENERATE AN IMPULSE FOR THE SOLENOID VALVE AND THE DOUBLE ACTUATING AIR CYLINDER OF THE REJECT ASSEMBLY. THE CONTAMINANT IS INSTANTLY DIVERTED FROM THE GOOD PRODUCT STREAM ASSURING MINIMAL GOOD PRODUCT LOSS. THE REJECT TIME IS ADJUSTABLE. IN THE CASE OF SEVERAL METAL PARTICLES BEING PRESENT, THE REJECT TIME WILL BE EXTENDED ACCORDINGLY, TO ASSURE A METAL FREE PRODUCT. THE EJECT FLAP RETURNS AUTOMATICALLY TO IT'S NORMAL POSITION AFTER A SUCCESSFUL METAL REJECTION EVENT.

STANDARD SCOPE OF DELIVERY

- REJECT UNIT INCLUSIVE ALL PNEUMATIC COMPONENTS SUCH AS AIR PRESSURE REGULATOR, WATER SEPARATOR, ETC.
- ELECTRONICS MOUNTED IN A METAL CABINET
- CONNECTING CABLES
- INSTALLATION HARDWARE
- USER MANUAL INCL. INSTALLATION INSTRUCTIONS, WIRING DIAGRAM AND SPARE PARTS LIST IN SEVERAL LANGUAGES
- EC CONFORMITY DECLARATION



OPTIONS

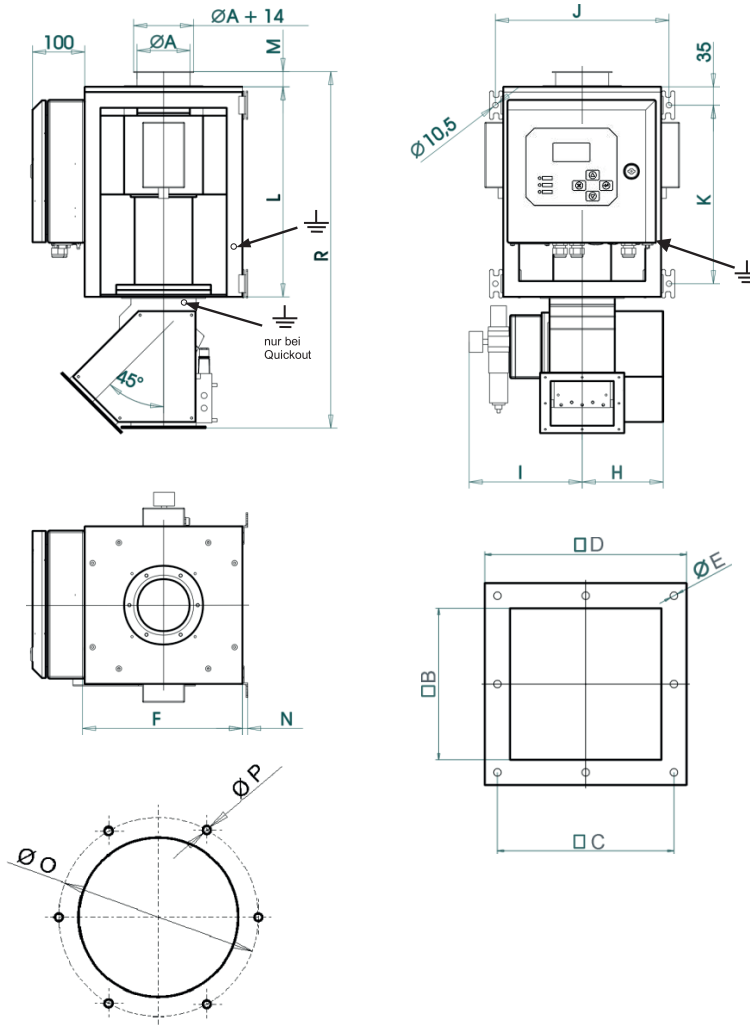
- OPTICAL AND ACOUSTICAL SIGNAL UNITS
 - BEACON
 - BUZZER
 - BEACON WITH SIREN
- EXTENDED SELF MONITORING
 - AIR PRESSURE
 - DIVERTER FUNCTION
- (SPECIAL PORT)-TRANSITIONS
 - FOR MATERIAL INFEED
 - FOR „GOOD“ MATERIAL OUTLET
 - FOR REJECTED MATERIAL (SIZE AND SHAPE MAY BE FREELY DEFINED AS REQUIRED)
- CONNECTING FLANGES
- AIR COMPRESSOR
- COMPRESSED AIR TANK
- ADDITIONAL FILTERS
 - MAGNETICALLY OPERATED VOLTAGE STABILIZERS
 - ELECTRONICALLY OPERATED VOLTAGE STABILIZERS

SPECIAL VERSIONS

- EXPLOSION PROOF
- COMPLETE UNIT IN STAINLESS STEEL (1.4301 / SS 304)
- FOR OVERPRESSURE APPLICATIONS UP TO 0,3 BAR
- HIGH TEMPERATURE VERSIONS FOR PRODUCT TEMPERATURE MAX. +140 °C
- REJECT MECHANICS FOR SLOW FLOWING, STRINGY, EXTREMELY LIGHT AND VERY COARSE PRODUCTS
- „QUICK OUT“ REJECT. THE REJECT MECHANICS CAN BE MANUALLY DISCONNECTED IN SECONDS FOR EASY CLEANING
- HIGHER ELECTRONIC PROTECTION RATING (NEMA RATING)
- UNITS PAINTED TO CUSTOMER SPECIFIC COLOR CODE
- CUSTOMER SPECIFIC SUPPLY VOLTAGE
- „NEUTRAL VERSION“ FOR OEM CUSTOMERS



DIMENSIONS



[mm]

Ø A	□ B	□ C	□ D	Ø E	F	G	H	I	J	K	L	M	N	Ø O	Ø P	R	Gewicht
50	□ 70	□ 86	□ 100	8xM5	220	300	100	180	250	260	310	-	-	Ø 72	4xM5	490	25 kg
70	□ 70	□ 86	□ 100	8xM5	220	300	100	180	250	260	310	-	-	Ø 130	4xM5	490	25 kg
80	□ 120	□ 140	□ 160	8xM5	300	300	154	215	330	340	400	35	10	Ø 108	6xM5	650	35 kg
100	□ 120	□ 140	□ 160	8xM5	300	300	154	215	330	340	400	28	10	Ø 130	6xM5	650	40 kg
120	□ 120	□ 140	□ 160	8xM5	300	300	154	215	330	390	450	28	10	Ø 150	6xM5	700	45 kg
150	□ 200	□ 225	□ 246	8xM5	370	350	203	255	380	405	470	36	5	Ø 180	6xM5	800	55 kg
200	□ 200	□ 225	□ 246	8xM5	430	430	203	255	460	605	670	37	5	Ø 230	6xM5	1000	65 kg
250	□ 300	□ 325	□ 360	8xM5	530	530	322	180	560	605	665	48	5	Ø 280	6xM5	1200	130 kg
300	□ 300	□ 325	□ 360	8xM5	630	630	322	180	560	805	865	50	5	Ø 366	8xM10	1400	160 kg
350	□ 400	□ 435	□ 458	8xM8	740	680	380	330	760	1120	1440	50	5	Ø 435	8xM10	2150	300 kg
400	□ 400	□ 435	□ 458	8xM8	790	730	380	330	810	1220	1540	50	5	Ø 484	12xM10	2250	380 kg

WE CAN SUPPLY UNITS WITH DIFFERENT HEIGHT, FRAMES, INSIDE DIAMETERS, ETC. PLEASE CONSULT OUR SALES DEPARTMENT FOR SPECIFICS.

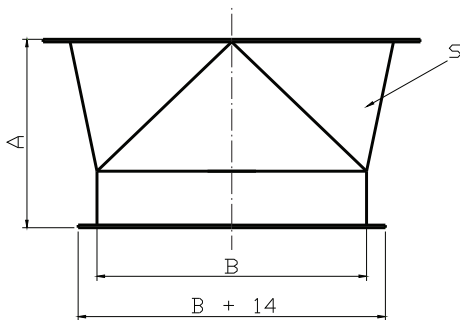
MATERIALS EMPLOYED

FRAME:	STAINLESS STEEL (1.4301 / SS 304)
DETECTION COIL:	ALUMINIUM, LAQUERED
CONTROL BOX:	SHEET STEEL (St 37), LAQUERED
COVER PLATE:	PP (POLYPROPYLENE)
SENSOR TUBE:	PE-EL (POLYETHYLENE, ELECTRICALLY CONDUCTIVE)
CONNECTING FLANGE:	STAINLESS STEEL (1.4301 / SS 304)
REJECT HOUSING:	STAINLESS STEEL (1.4301 / SS 304)
REJECT FLAP:	STAINLESS STEEL (1.4301 / SS 304)
SHAFT:	STAINLESS STEEL (1.4301 / SS 304)
SEALING MATERIALS:	PTFE (TEFLON), FOOD GRADE

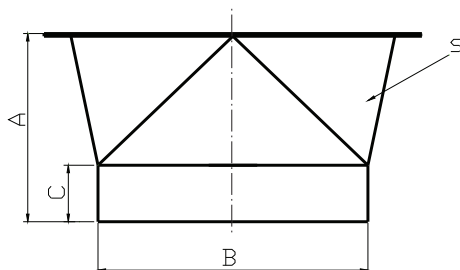
ALL UNITS ARE AVAILABLE WITH OTHER OPTIONS SUCH AS COMPLETE UNIT, INCL. DETECTION COIL AND ELECTRONICS HOUSING IN STAINLESS STEEL OR DIFFERENT SENSOR TUBE MATERIALS ETC. PLEASE CONSULT OUR SALES DEPARTMENT FOR DETAILS.

OPTIONAL TRANSITIONS FOR INLET AND OUTLET PORTS

STAINLESS STEEL (1.4301 / SS 304)



	DEVICE TYPE									
	80	100	120	150	200	250	300	350	400	
A	60	60	60	100	100	150	150	200	200	
B Ø	80	100	120	150	200	250	300	350	400	
S	1	1,5	1,5	1,5	1,5	1,5	1,5	1,5	1,5	



	DEVICE TYPE	
	50	70
A	70	70
B Ø	50	70
C	30	30
S	1	1

All dimensions in mm

WE CAN DELIVER CUSTOM FLANGES AND PORTS ACCORDING TO CUSTOMERS REQUIREMENTS. PLEASE CONSULT OUR SALES DEPARTMENT FOR DETAILS.

INSTALLATION AND OPERATION INSTRUCTIONS

- THE UNIT NEEDS TO BE INSTALLED VERTICALLY. IN CASE OF A DEVIATION, PLEASE CONSULT WITH OUR APPLICATIONS DEPARTMENT.
- PRODUCT FEED VERTICAL. ONE-SIDED PRODUCT FEED OR TURBULENCE IN THE FEED AREA CAN LEAD TO INCREASED WEAR ON THE SENSING TUBE (ESPECIALLY WITH ABRASIVE PRODUCT).
- DO NOT INSTALL MOVING METAL PARTS SUCH AS GATES, AIRLOCKS NEAR THE INLET PORT.
- DO NOT EXCEED 0,5 M MAXIMUM FREE FALL HEIGHT FROM TOP OF UNIT.
- ASSURE SUFFICIENT FREE SPACE BELOW THE OUTLET PORTS. MATERIAL NEEDS TO BE ABLE TO FLOW FREELY.
- ASSURE A VIBRATION FREE OPERATING ENVIRONMENT. VIBRATIONS MAY CAUSE FALSE REJECTS.
- ASSURE ABSENCE OF EMFI (ELECTROMAGNETIC FIELD INTERFERENCE) CAUSED BY LARGE ELECTRIC MOTORS, HIGH VOLTAGE LINES ETC. OLDER FREQUENCY CONVERTERS AND SERVO DRIVES MAY CAUSE EMFI AS WELL.
- ASSURE A CONSTANT VOLTAGE SUPPLY TO THE DETECTOR. DO NOT CONNECT AND DISCONNECT TOGETHER WITH CONVEYING OR MATERIAL TRANSPORT SYSTEMS.
- POLL THE FAULT INDICATOR AT (CONNECTION BLOCK (C)).

SENSITIVITY AND THROUGHPUT DIAGRAM

MODEL	50	70	80	100	120	150	200	250	300	350	400
SENSITIVITY ¹⁾ STEEL-BALL Ø MM	0,4	0,5	0,6	0,7	0,7	0,8	1	1,2	1,5	1,75	1,75
THROUGHPUT ²⁾ L / H	5000	10000	13000	28000	45000	70000	140000	230000	360000	510000	700000

¹⁾ THE SENSITIVITY IS PROPORTIONAL TO THE DIAMETER OF THE APERTURE. THE SMALLER THE APERTURE, THE HIGHER THE SENSITIVITY.
THE SENSITIVITY IS ALSO DEPENDENT ON THE DETECTION FREQUENCY, WHICH IS DETERMINED ACCORDING TO THE APPLICATION.

THE ABOVE STATED VALUES WERE OBTAINED IN THE CENTER OF THE APERTURE UNDER SIMULATED PRODUCTION CONDITIONS AND ARE VALID FOR MOST DRY POWDERS AND GRANULATES.

MAXIMUM OBTAINABLE SENSITIVITY VALUES CAN BE ESTABLISHED BY TESTING YOUR PRODUCT SAMPLE IN OUR LABORATORY.

SENSITIVITY VALUES FOR OTHER MATERIALS:
STAINLESS STEEL: FE SPHEREx1 UP TO 2
(DEPENDENT ON THE ALLOY)

NON-FERROUS MATERIALS SUCH AS BRONZE, COPPER, ALUMINUM:
FE SPHERE x 1.2 UP TO 1.8 (DEPENDENT ON THE TYPE OF METAL).

²⁾ THE ABOVE STATED VALUES ARE APPROXIMATE. ACTUAL VALUES DEPEND ON THE FLOWABILITY, BULK DENSITY AND METHOD OF INFEED. PLEASE CONSULT OUR APPLICATIONS DEPARTMENT.

CONTROL UNIT AMD 05 (Version 5.2)

ADVANTAGES THAT WILL CONVINCE YOU!

SINGLE BOARD DESIGN WITH BUILT IN REGULATED POWER SUPPLY FOR RELIABLE PERFORMANCE AND EASE OF SERVICE.

AUTO-SETUP-ROUTINE WITH INTERFERENCE SIGNAL SUPPRESSION AND AUTOMATIC SENSITIVITY CALIBRATION.

MULTI-FILTER SYSTEM USING DIGITAL FILTRATION FOR MAXIMUM STABILITY IN HARSH ENVIRONMENTS.

AUTO-BALANCE AUTOMATICALLY DETECTS AND COMPENSATES FOR ANY CHANGES IN THE SIGNAL DURING NORMAL OPERATION. (E.G. TEMPERATURE VARIATIONS)

SELF MONITORING SYSTEM ENSURES ALL IMPORTANT COMPONENTS ARE FUNCTIONING PROPERLY. IN CASE OF A FAULT, RELAY OUTPUTS ARE AVAILABLE. FAULTS ARE DISPLAYED AS TEXT IN REAL TIME.

NARROW DETECTION ZONE PROVIDES AN ACCURATE LOCATION OF THE METALLIC PARTICLE IN THE DETECTION FIELD ALLOWING PRECISE SEPARATION.

TOUCHPAD CONTROLS MODERN DESIGN. RUGGED TOUCHSCREEN FOIL WITH ERGONOMIC CONTROLS.

4 BUTTON TOUCHPAD CONTROLS SUPPORTED BY EASY TO UNDERSTAND MENUS. FAST ACCESS TO ALL OPERATING PARAMETERS. USER SELECTABLE DIALOG LANGUAGE.

5-LINE BACK-LIT LCD DISPLAY WITH METAL SIGNAL INDICATION. ADDITIONAL LED INDICATOR LAMPS ARE BUILT IN TO INDICATE METAL DETECTION OR FAULTS.

METAL COUNTER CAN BE DISPLAYED ON THE LCD SCREEN OR INTERFACED WITH A PRINTER OVER A SERIAL INTERFACE.

3-LEVEL PASSWORD PROTECTION WITH INTER-CHANGEABLE CODE NUMBERS.



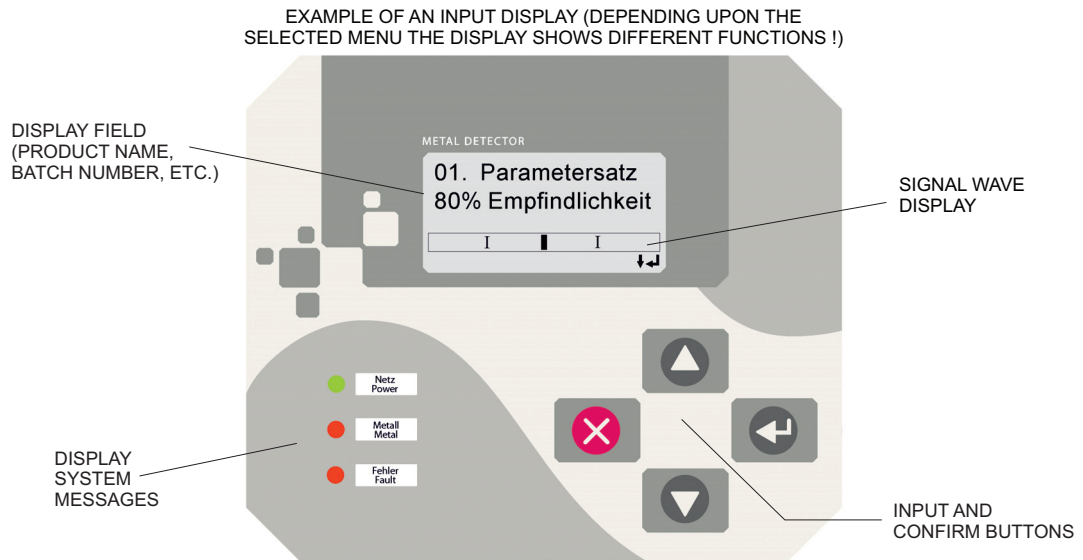
METAL DETECTOR NETWORK AND REMOTE SERVICE EVERYTHING IS DO-ABLE! SEVERAL OPTIONAL SOFTWARE-PACKAGES ARE AVAILABLE. EXAMPLE: WITH THE BUILT-IN CAN-BUS-DATA PORT A NETWORK OF UP TO 125 METAL DETECTORS / SEPARATORS CAN BE OPERATED. THE UNITS CAN THEN BE REMOTE CONTROLLED AND OPERATED VIA A CENTRAL PC. ALSO REMOTE DIAGNOSIS, PARAMETER CHANGE AND SOFTWARE UPDATES VIA MODEM ARE POSSIBLE.

SERIAL DATA PORT FOR DIFFERENT TASKS. THE METAL DETECTOR IS EQUIPPED WITH 1 SERIAL DATA PORT (RS 232). HOWEVER THIS PORT IS RESERVED FOR FACTORY SERVICE ACCESS SUCH AS ADJUSTMENT DATA LOGGING, SOFTWARE UPDATES ETC.) AS AN OPTION, THIS DATA PORT MAY ALSO BE USED BY THE CLIENT (SWITCHABLE). IT CAN BE USED TO DRIVE A LOCAL OR CENTRAL PROTOCOL PRINTER. THE PROTOCOL LAYOUT CONFORMS TO ISO 9000 AND HACCP GUIDELINES. BI-DIRECTIONAL DATA COMMUNICATION WITH CUSTOMER'S SPS OR PC SYSTEMS IS AVAILABLE (OPTIONAL SOFTWARE PACKAGE).

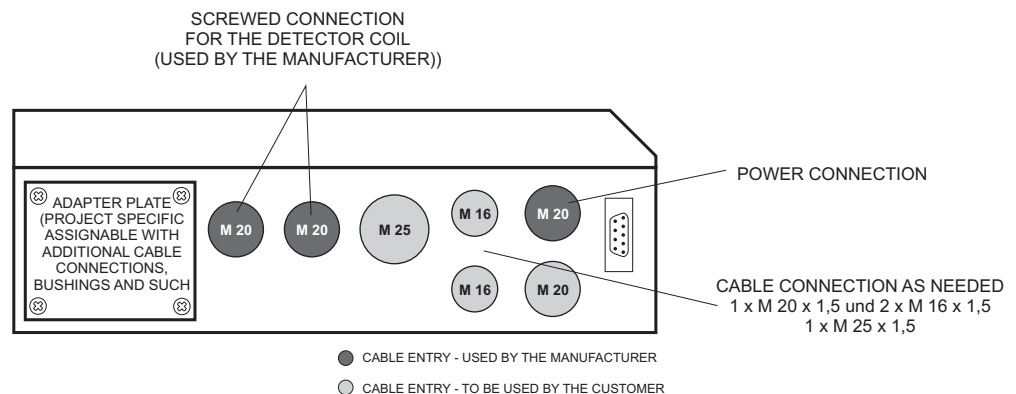
ACTIVE QUALITY ASSURANCE WITH SMD COMPONENTS SAVE NOT ONLY SPACE BUT ALSO ASSURE OPTIMUM QUALITY AND SAFETY FOR THE END USER. WITH AUTOMATED PLACEMENT COMPONENT ERRORS ARE ELIMINATED. IN ADDITION EACH CARD IS 100% TESTED AND ARTIFICIALLY AGED. ALL MESUTRONIC PRODUCTS ARE DEVELOPED UNDER DIN, EN AND UVW STANDARDS AND COMPLY WITH THE STRICT CE STANDARDS AS WELL.

PRODUCT STORAGE MEMORY BACKUP FOR UP TO 500 INDIVIDUAL PRODUCTS. EACH PRODUCT HAS A COMPLETE SET OF ADJUSTMENT DATA ASSIGNED SUCH AS SENSITIVITY, REJECT TIME ETC. THE DISPLAY OF TIME RELEVANT DATA IS IN REAL-TIME. INDIVIDUAL PRODUCT NAMES CAN BE STORED AS WELL.

CONTROLS



ELECTRONIC BOX




TECHNICAL DATA

POWER SUPPLY:	100 - 240 V AC, 50/60 HZ
POWER CONSUMPTION:	MAX. 50 W
FUSE:	1,25 A (SLOW BLOW), 5 x 20 MM ACCORDING TO DIN
TYPE OF PROTECTION:	IP 65
WORKING TEMPERATURE RANGE:	- 5° C TO + 50° C
STORAGE TEMPERATURE RANGE:	- 10° C TO + 60° C
REL. HUMIDITY:	0 - 95 % (WITHOUT CONDENSATION)
CONVEYING SPEED:.	FREE FALL (1.5 TO 6.0 M/S)
VERSION:	PAINTED (RAL 3027) OR STAINLESS STEEL SENSING AREAS MADE OF POLYPROPYLENE
PRODUCT TEMPERATURE:	MAX. + 80 °C
POWER CABLE:	APP. 1,8 M CABLE WITH PLUG (TWO POLE AND EARTHING PIN) (US-VERSION WITH US-STANDARD PLUG)

OTHER VERSIONS AVAILABLE

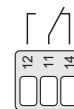
LAYOUT AMD 05



- 1** SPARE FUSE
- 2** POWER SUPPLY 100 - 240 VAC, 50/60 HZ
- 3** DEVICE FUSE 1,25 A (SLOW BLOW) 5 x 20 MM ACCORDING TO DIN



- 4** RELAY 1 (SWITCHES NORMALLY ON METAL)
POTENTIAL FREE CONTACT
FROM FACTORY (IF NOT REQUESTED OTHERWISE)
RELAY 1 IS DESTINATED AS METAL-RELAY
MAX. CONTACT LOAD: 250 V/3 A



- 5** RELAY 2 (SWITCHES NORMALLY ON OPERATION)
POTENTIAL FREE CONTACT
ASIDE FROM THE OPTICAL DISPLAY A POTENTIAL FREE CONTACT IS AVAILABLE TO POLL THE UNIT CONDITION
MAX. CONTACT LOAD: 250 V/3 A



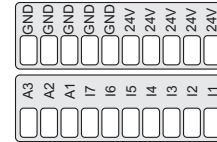
- 6** RELAY 3 (TO BE CONFIGURED BY THE MANUFACTURER)
POTENTIAL FREE CONTACT
MAX. CONTACT LOAD: 250 V/3 A



LAYOUT AMD 05

- 7** SEVEN (7) FREE PROGRAMABLE INPUTS (24V DC)
AND THREE (3) FREE PROGRAMABLE OUTPUTS (24V DC)

In1 - INITIATOR / BUTTON „NORMAL POSITION“
In2 - INITIATOR / BUTTON „EJECT POSITION“
In3 - AIR PRESSURE MONITOR (PRESSURE SWITCH)
In4 - INPUT LIGHT BARRIER
In5 - POSITION SENSOR
In6 - EXTERNAL RESET BUTTON
In7 - NOT CONNECTED



THREE (3) FREE PROGRAMABLE OUTPUTS (24V DC)
OUTPUTS (STANDARD LAYOUT)
OUT 1 - 24 V OUTPUT METAL
OUT 2 - 24 V OUTPUT READY
OUT 3 - NOT CONNECTED

ADDITIONAL CONTACT POSSIBILITIES: LEVEL SENSORS AND MORE

MAX. LOAD FOR ALL INPUTS AND OUTPUTS $I_{TOTAL} \leq 300$ MA CUMULATIVE!

- 8** CONNECTION SENDER (USED BY FACTORY)
9 CONNECTION RECEIVER (USED BY FACTORY)
10 SLOT FOR SD MEMORY CARD
11 CAN – BUS DATA PORT
12 BATTERY
13 CONNECTION DISPLAY (USED BY FACTORY)
14 SERIAL DATA PORT (USED BY FACTORY)

THE MESUTRONIC GERÄTEBAU GMBH IS A GLOBALLY ACTIVE COMPANY IN THE FIELD OF INDUSTRIAL METAL DETECTION TECHNOLOGY WITH HEADQUARTERS IN GERMANY.

A TEAM OF SPECIALISTS FOCUSES FOR DECADES SUCCESSFULLY ON THE DEVELOPMENT, MANUFACTURING AND DISTRIBUTION OF ELECTRONIC METAL DETECTORS AND SEPARATORS FOR ALL INDUSTRIES. DAILY WE TAKE UP THE CHALLENGE TO SOLVE INDIVIDUAL PROBLEMS RELIABLE AND TAILORED TO THE CUSTOMER. WHERE OTHERS SAID "NO" LONG AGO OUR TASK JUST STARTS. TRUE TO THE MOTTO: "NOTHING IS IMPOSSIBLE."

THOUSANDS OF DETECTOR COILS, VARIOUS TRANSMITTERS AND A VARIETY OF EJECTORS AND MECHANICAL COMPONENTS CAN BE COMBINED DEPENDING ON THE TASK AND SERVE AS A BASIS FOR PRACTICAL AND FLEXIBLE SOLUTIONS. THROUGH YEARS OF CLOSE COLLABORATION WITH OUR CUSTOMERS FROM VARIOUS INDUSTRIES, WE HAVE SHAPED OUR EQUIPMENT PROGRAM CONTINUAL WITH THE RESULT THAT ALL MESUTRONIC PRODUCTS ARE NOW LEADING THE WAY IN PERFORMANCE, QUALITY, RELIABILITY AND HANDLING.

IN ADDITION, OUR WORLDWIDE SALES AND SERVICE NETWORK ENSURES THAT ON ALL CONTINENTS OF THE WORLD A PROFESSIONAL COMPETENT CONTACT PERSON IS AVAILABLE FOR YOU.

MESUTRONIC

Metal Detection made in Germany

MESUTRONIC Gerätebau GmbH • Hackenfeld 13 • D-94259 Kirchberg, Wald
Tel.: +49- (0)9927 / 9410-0 • Fax: +49- (0)9927 / 1732
E-Mail: sales@mesutronic.de • www.mesutronic.de